



# CULTURE

for Cities and Regions

Study visit Wallonia - 1-2 October 2015

Practical information

**Note:** hotel and subsistence costs are covered by Culture for cities and regions. On your day of arrival, we will reimburse your dinner if it does not exceed €25. Remember to keep your receipts, invoices, proofs of purchase to get reimbursed.

Arrival from and departure to your home country will be in Brussels, find below some information on how to find your way around Brussels.

## 1. Travelling to and around Brussels

*Please use public transports during your stay in Brussels. We will reimburse airport shuttle tickets after the study visit. The use of taxis should be as limited as possible.*

**Brussels airport - Brussels Nationaal/Zaventem airport**

<http://www.brusselsairport.be/en/>

The **airport line** provides direct connections from the airport to the European Quarter within 30 minutes. The bus station is located on level 0 - one floor down from the arrivals hall - and can be easily reached by using the escalators or elevators.

In order to save time and money, buy your ticket from the GO ticket vending machines before boarding. These machines accept Maestro bank cards, credit cards and coins. One-way tickets costs €4.5.

Tickets bought from the driver are more expensive.

Timetable and route: <http://www.stib-mivb.be/airport-line.html?l=en>

In case you have to take a **taxi** from the airport <> hotel:

Booking a taxi: [+32 2 349 49 49](tel:+3223494949) or [+32 2 268 00 00](tel:+3222680000) - Indicative price: €45-50

Licensed taxis can be recognized by the blue and yellow emblem

## Brussels Midi station

<https://www.b-europe.com/Voyager/Pratique/Services%20en%20gare/Gare%20de%20Bruxelles-Midi>

Public transport from the station:

Stop : *Gare du Midi - Zuidstation*

Three Belgian public transport providers serve Brussels-Midi station: [STIB](#) (Brussels-only tram and metro network), [De Lijn](#) (bus network covering Flanders and certain parts of Brussels) and [Tec](#) (bus network covering Wallonia and certain parts of Brussels).

<b>Metro</b> <a href="#">STIB</a>	<b>Lines</b> <b>2</b> <b>6</b> Metro station 'Gare du Midi - Zuidstation' Level -1	<b>Tickets</b> at the 'Go' vending machines
<b>Tram</b> <a href="#">STIB</a>	<b>Lines</b> <b>3</b> <b>4</b> <b>51</b> Metro station 'Gare du Midi - Zuidstation' <b>Lines</b> <b>31</b> <b>32</b> <b>81</b> <b>82</b> <b>83</b> Stop in Rue Couverte 'Gare du Midi - Zuidstation'	<b>Tickets</b> at the 'Go' vending machines <b>Tickets on board</b>
<b>Bus</b> <a href="#">STIB</a>	<b>Lines</b> <b>27</b> <b>49</b> <b>50</b> <b>78</b> Stop in Rue Couverte 'Gare du Midi'	<b>Tickets</b> at the 'Go' vending machines <b>Tickets on board</b>
<b>Bus</b> <a href="#">De Lijn</a>	<b>Lines</b> <b>116</b> <b>117</b> <b>118</b> <b>136</b> <b>137</b> <b>140</b> <b>141</b> <b>142</b> <b>144</b> <b>145</b> <b>170</b> <b>171</b> Stops in Ave. P-H Spaak and Rue de Russie 'Sint-Gillis Fonsny'	<b>Tickets on board</b>
<b>Bus</b> <a href="#">Tec</a>	<b>Lines</b> <b>123 - 365A - W</b> Stop in Ave. Fonsny 'Gare du Midi'	<b>Tickets on board</b>

**Note:** To get to the city centre by Metro. Take **line 2 or 6 towards "Simonis Leopold"** and get off at "**Arts-Loi – Kunst-Wet**". Change there to **line 1 in the direction of "Gare de l'Ouest – Weststation"** or a **line 5 in the direction of "Erasmus – Erasmus"**. Get off at "**Gare Centrale – Centraal Station**" or "**De Brouckère**". To get to the city centre by tram. Take **number 3 (in the direction "Esplanade")** or **4 (in the direction "Gare du Nord – Noordstation")** and get off at "**Bourse – Beurs**" or "**Rogier**".

## Brussels local transports

The local transport company is called STIB-MIVB - [website](#).

On-way ticket costs €2.10. You can also purchase a STIB card (€5) and charge it with 5 or ten tickets. You can find a complete map of Brussels public transport network in this participants' pack or [here](#). You can also use the [journey planner](#) on STIB website or download the STIB application on your smartphone.

## 2. Hotel information in Brussels

MOTEL ONE - <http://www.motel-one.com/en/hotels/brussels/hotel-brussel/>

Rue Royale 120

1000 Brussels - Belgium

Tel: +32 2 209 61 10

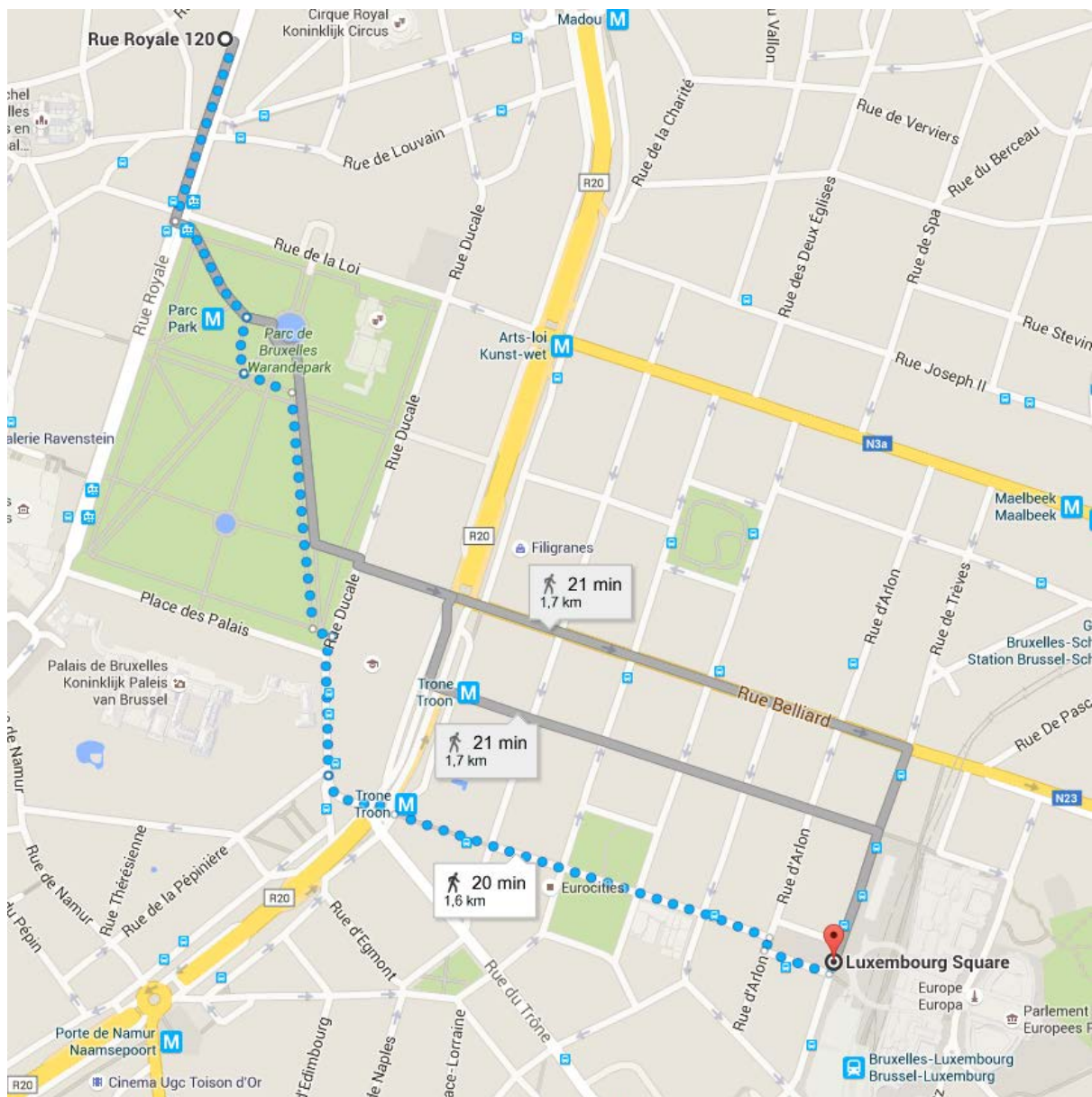
Check-in under "EUROCITIES - Culture for cities and regions"

WiFi available

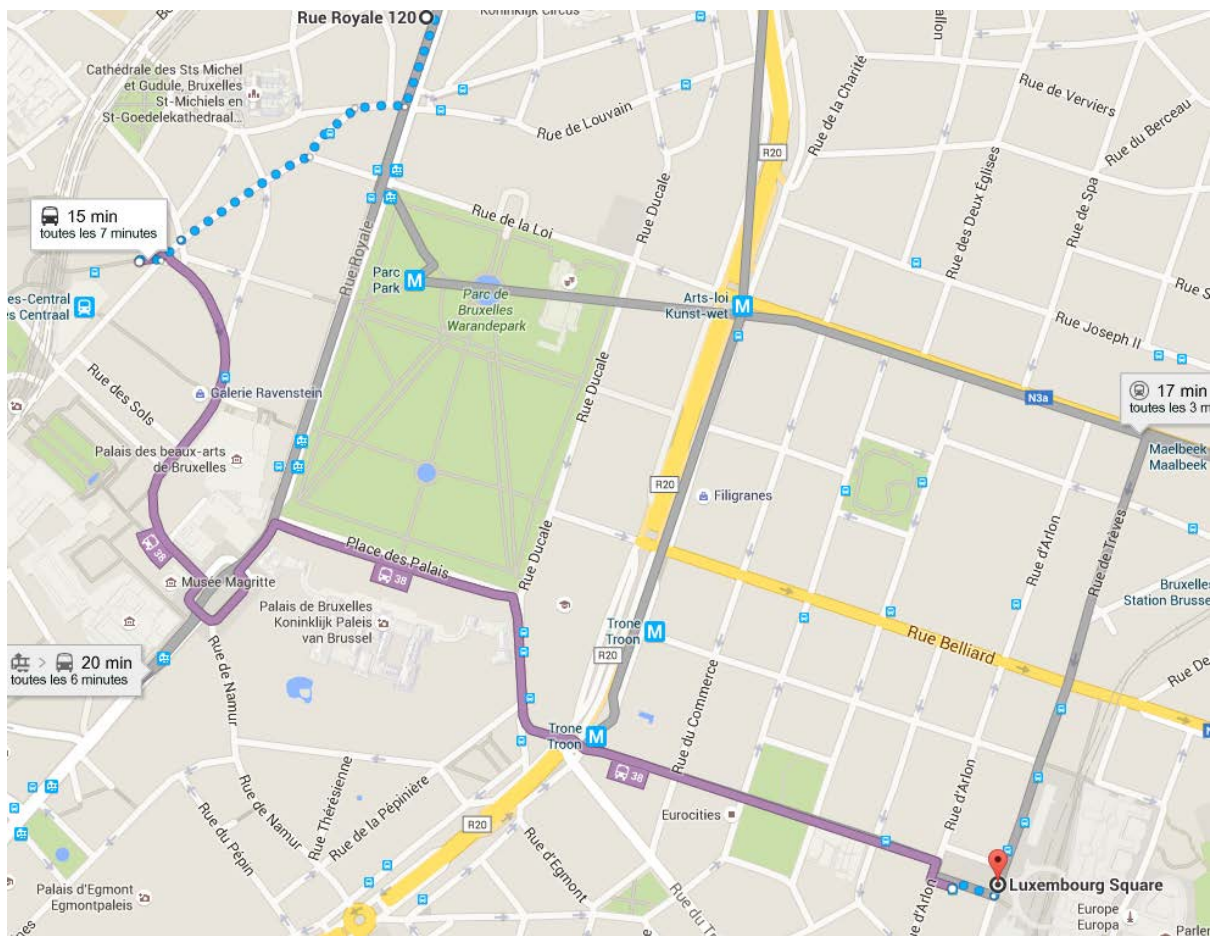
How to get there?

- From Brussels Luxembourg (airport line terminus):

By walking



With the bus: stop at Gare Centrale and then walking

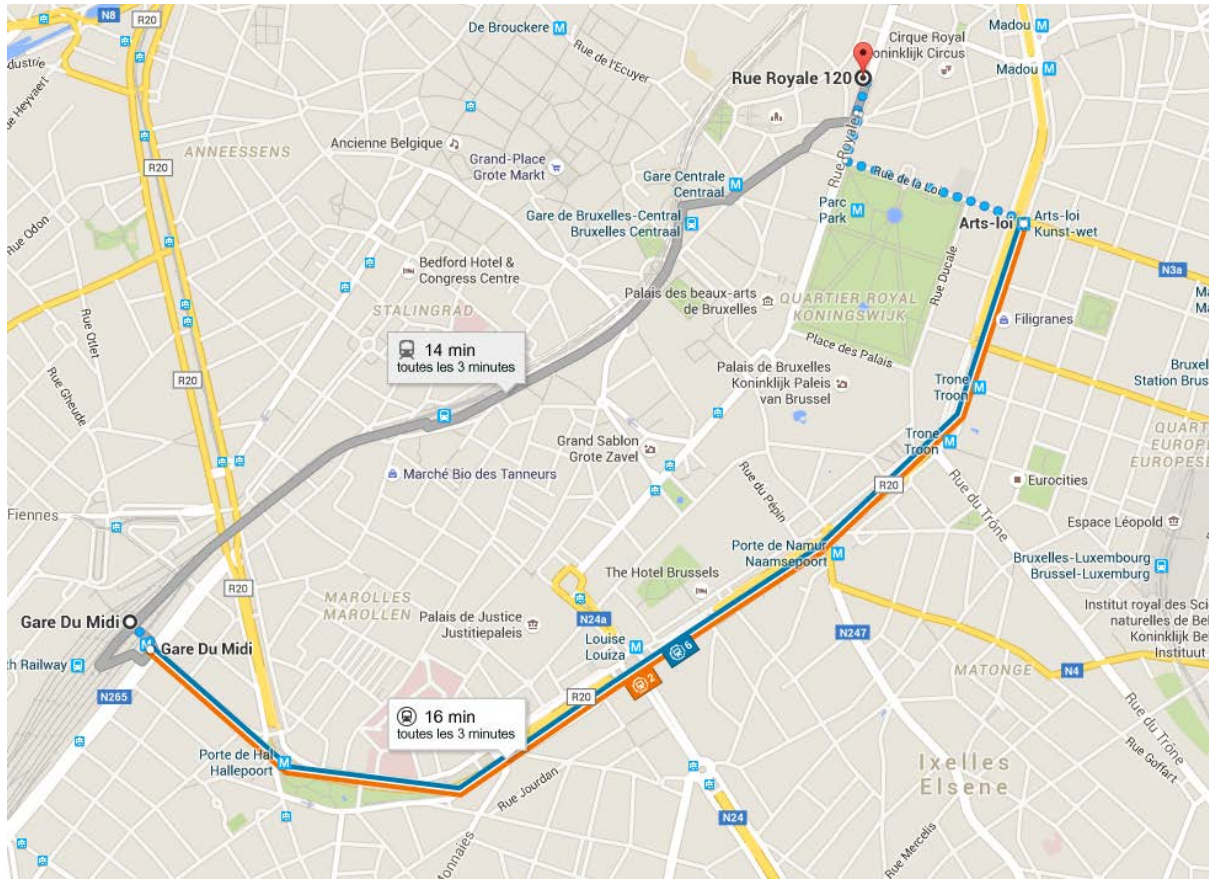


- From Brussels Midi station with public transports:

Line 6 -Elisabeth <> Roi Baudouin or 2 - Elisabeth <> Simonis

Direction Elisabeth, stop at Arts-Loi





On the second night of the study visit we will stay in Nivelles. We will go all together with a bus, so you don't have to worry about it.

### 3. Addresses and venues

The study visit will take place in:

Date	What?	Venue	Address	Useful Links
1 <sup>st</sup> October	Welcome and kick-off	Le Soir Headquarters	Rue Royale 100, Brussels	<a href="http://www.lesoir.be/">http://www.lesoir.be/</a>
1 <sup>st</sup> October	Site visit and lunch	Design Station of Wallonia	78 rue Paradis, Liege	<a href="http://www.design-station.be/">http://www.design-station.be/</a>
1 <sup>st</sup> October	Discussions on collaboration and finance	Plug R	5 Rue Lambert Lombard, Liege	<a href="http://www.plug-r.be/">http://www.plug-r.be/</a>
1 <sup>st</sup> October	Discussions on creative	L'Air du	Rue de la Croix Monet 2, 5310	<a href="http://airdutemps.be/en/#res">http://airdutemps.be/en/#res</a>

	skills	Temps	Éghezée	<a href="#">taurant</a>
2 <sup>nd</sup> October	Site visit and workshop	Theatre Le Manege	Rue des Passages 1, Mons	<a href="http://www.lemanege.com/">http://www.lemanege.com/</a>
2 <sup>nd</sup> October	Conclusions and lunch	Mundaneum Museum	76 rue de Nimy, Mons	<a href="http://www.mundaneum.org/">http://www.mundaneum.org/</a>

#### 4. To contact us

Name	Position	Mobile phone
Chloé Faton	Project Officer - Creative Wallonia	+32 499 41 07 00
Nathalie Guri	Project Manager - EUROCITIES	+32 492 73 10 94